

### What Am I Learning?

Create observational drawings of plants with increased detail using techniques learnt / Create a detailed sculpture.

#### I can:

Use chalk, charcoal, pencil and pastel to create light/dark tone, shade and colour (including black and white) / Use pencil, chalk and pastel to create drawings from observations of real objects / Draw still-life observational drawing, creating perspective / Manipulate materials to create a desired effect including clay sculpture / Suggest how artists have used colour, pattern and shape / Create a piece of art in response to the work of another artist.



### What Am I Learning?

Represent sounds with symbols / Play musical instruments with expression and control, listening and observing carefully / Recognise and explore how sounds can be organised.

#### I can:

Discuss how symbols help in music, explain what *f* and *p* mean in music, use a range of instruments to play a beat, perform a musical sequence with changes in texture and dynamics.

### What Am I Learning?

To understand what the term data means and how data can be collected in the form of a tally chart. Learn the term 'attribute' and use this to help them organise data. Present data in the form of pictograms and finally block diagrams. Use the data presented to answer questions.

#### I can:

Stay safe online / Collect data effectively and smartly / Use simple charting software to produce pictograms and other basic charts.

### What Am I Learning?


To identify a variety of common wild and garden plants, To name deciduous and evergreen trees, To identify and name parts of a plant, To identify and name parts of a tree, To observe and describe how seeds and bulbs grow into plants, To recognise what a plant needs in order to grow and stay healthy, To ask and answer questions based on what has been seen.

#### I can:

Name a variety of common wild and garden plants, name different types of trees, identify and name parts of a plant and tree, observe how plants grow, describe how plants grow, recognise what plants need in order to grow and stay healthy, ask and answer scientific led questions.



I am being inspired to read & write



### Focus Books: Beatrix Potter's 'The Tale of Peter Rabbit'


#### What Am I Learning?

To write character descriptions, To write an adventure story, To write instructions, To write a non-chronological text.

#### I can:

Use a variety of adjectives to make my writing more interesting, use a range of time connectives, use expanded noun phrases, use conjunctions to create complex sentences, use adverbs ending in -ly, , , use the correct tense when writing, use suffixes and adverbs.

# Year 2 Curriculum Map: Growing around the world



**I am a Sports Star!**



**What Am I Learning?**

**FOOTBALL:** To keep the ball close & under control, to use knowledge and technique to suggest ways for peer's to improve, to use teaching points to pass effectively, to use teaching points to shoot effectively and participate displaying respect, fair play and working well with others.

**Orienteering:** – To use the key to help them find where they are on a map. To move their thumb & map to display where they are, and which way they are facing?

**I can:**

Pass to team mates in a range of ways effectively, kick with increasing accuracy, sprint, jog, and hop, change direction, jump and stop demonstrating agility and control, use different parts of my foot to move whilst maintaining control of the football whilst maintaining balance. Play fairly as part of a team. Repeat and perform a series of movements. Be successful in a competitive environment, individually and as a team. Understand respect and fair play.

**What Am I Learning?**

To identify and respect similarities and differences between boys and girls / To learn about the process of growing from young to old / To learn the names for different parts of the body / To learn about the physical changes in my body as I grow / To understand emotional changes as I grow up / To learn about how our needs change and grow as we develop / To recognise the simple physical changes to their bodies experienced since birth / To understand how muscles work / To make positive real-life choices / To understand the importance of physical activity and rest as part of a balanced, healthy lifestyle.

**I can:**

Learn about others and respect similarities and differences between people / State and locate the names for different parts of the body / Learn and understand how the body changes as it grows up / Explain what makes a healthy, balanced lifestyle and why it is important.



**What Am I Learning?**

To use basic geographical vocabulary to describe human and physical features, To use aerial photographs and plan perspectives to recognise landmarks, To use simple compass directions to describe the location of features of a map, To recognise a variety of OS map symbols, To devise maps with symbols in a key.

**I can:**

Describe and recognise key human and physical features in my environment, use aerial photographs and plan perspectives to recognise landmarks, use North, South, East and West to describe the location of features on a map, recognise a variety of OS map symbols, create maps including a symbol key.



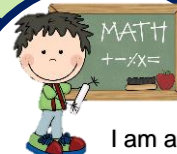
**At Glastonbury Thorn School, we follow White Rose maths and the National Centre for Excellence in Maths.**

**What Am I Learning?**

Continue Money/ Multiplication and Division / Length and Height / Mass, capacity and temperature

**I can:**

Multiply and divide by 10, multiply and divide by 5, measure in centimetres, measure in metres, compare lengths and heights, order lengths and heights, four operations with lengths and heights, compare mass, measure in grams, measure in kilograms, four operations with mass, compare volume and capacity, measure in millilitres, measure in litres, four operations with volume and capacity, temperature.



**I am a Magnificent Mathematician!**

**What Am I Learning?**

To talk about who is important to me and why / To discuss special times that we spend with family / To recognise features of a church building / To look at the Easter story within Christianity / To discuss why the Easter story is important to Christians.

**I can:**

Talk about who is important to me and explain why, discuss special times I spend with my family, recognise the key features of a church, retell the Easter story and explain why it is important to Christians,

## Knowledge



By learning about the 'Natural World', children gain a better understanding of the physical world around them. The children will learn about growing and understand what plants need to grow and flourish. Children will be encouraged to observe changes over time and use fieldwork to look at human and physical features in our local area. Through 'The Earth Our Home' focus, the children will continue to develop their understanding of creating finer detail and produce a bag incorporating a style inspired by a different culture. Through 'The Revolutionary World' focus, children will understand the changes in climate and the roles and responsibilities we have to protect the world.

## Possibilities



Children are encouraged to be curious and have a sense of excitement towards their learning. This term we will encourage the children to ask questions about what they notice and carry out different approaches to gain knowledge and understanding.

## Diversity



Through the focus of 'The Natural World,' the children will develop their locational knowledge through map skills and fieldwork. The children will develop their understanding of their locality. The children will gain a better understanding of themselves and others, including being exposed to different religious stories, linking to this time of year.

## Community



We will encourage children to explore our immediate locality and understand the importance of looking after and protecting our environment.

## Spring Term 2 'Sticky Knowledge!'



Observational drawing

Manipulation of clay to create a detailed and realistic sculpture



Represent sounds with symbols

Know what a plant needs in order to survive



How do special people influence the way we behave?



**WOW!**  
Planting seeds and bulbs

**CREATE!**  
Create a detailed sculpture.

**EXPERIENCE!**  
Science Week workshop



Growing around the world

# Glastonbury Thorn School

## Year 2 – Spring Term 2

