

# Curriculum Progression



DT – Design

## EYFS

## Key Stage 1


## Lower Key Stage 2

- Design a model before making

- design a moving card including a lever
- design a pop-up puppet including a slider
- design a bridge to hold weight
- design a healthy smoothie
- design a healthy soup, explaining the process
- design a bag to carry a food product
- think of an idea and what to do next
- use ICT to communicate ideas
- choose tools and materials and explain why I have chosen them

- design a sock puppet
- plan the resources and equipment I will need to make my sock puppet
- select from and use a wide range of tools and materials to perform a task
- can research and design an interesting, useful and appealing product aimed at certain people/groups
- select from and use a wide range of tools and materials to perform a task





# Curriculum Progression

DT – Make



## EYFS

- Use scissors to cut straight lines in a range of materials and in a variety of shapes
- Use a hammer safely
- Use nails to join materials
- Join materials to make a model
- Use a saw to cut wood
- Use sewing techniques to sew around the outside of a picture


## Key Stage 1

- cut and shape materials
- select appropriate equipment and tools
- join materials in various ways, including sewing techniques
- measure and mark out resources and materials
- use materials safely to cut
- measure quantities accurately
- join materials to make an axle

## Lower Key Stage 2

- use a running stitch
- select from and use a wide range of tools and materials to perform a task
- use electrical motors and switches in my product.





# Curriculum Progression



DT – Evaluate

## EYFS

- Evaluate work – what went well and what can be improved?


## Key Stage 1

- explore and evaluate existing products
- evaluate the effectiveness of moving parts
- explain why certain materials are chosen
- evaluate ideas and products against a design criteria, including what improvements can be made
- adapt and design or product during the evaluation process

## Lower Key Stage 2

- follow and evaluate instructions to make a prototype
- evaluate my sock puppet and explain the changes I would make for next time
- develop and communicate my ideas through discussion
- develop and communicate my ideas through diagrams
- create develop and communicate my ideas from my prototype
- explore products and evaluate their effectiveness
- evaluate my product developing areas of strength and improvements
- understand how to strengthen, stiffen and reinforce my product
- explore products and evaluate their effectiveness
- evaluate my product developing areas of strength and improvements





# Curriculum Progression

DT – Technical Knowledge



EYFS


Key Stage 1

Lower  
Key Stage 2

- make a lever in order to add movement to a product
- make a slider in order to add movement to a product
- build a structure exploring to make it stronger
- explore and use different mechanisms

- use electrical motors and switches in my product.





# Curriculum Progression

## DT – Cooking and Nutrition



### EYFS

- Make a product for a purpose e.g. Gruffalo Crumble
- Make bread and know where the ingredients come from

### Key Stage 1

- understand importance of food hygiene
- understand the basic principals of a healthy and varied diet
- understand where food comes from
- understand where my ingredients come from

### Lower Key Stage 2

- use equipment safely
- explore products and evaluate their effectiveness

