



MAY
2025



Writing SPLAT event



Every day getting better in every way



Glastonbury Thorn School














Glastonbury Thorn School

Where do we start?



Pre-writing skills – the building blocks for writing



 Hand & finger strength	 Crossing the midline	 Correct pencil grasp	 Hand eye coordination	 Bilateral integration
 Upper body strength	 Object manipulation	 Visual perception	 Hand dominance	 Hand division



PRE-WRITING SHAPES



Children should be able to form these 9 pre-writing strokes before asking them to write.



2 years




2½ years



3 years



3½-4 years



4 years



4½ years




4½ years



4 years
11 months



5 years
3 months



Children who can adequately draw the oblique cross can copy a significantly higher number of letters than little ones who cannot.

Muscles and grasps




Splayed finger grasp
Spring term EYFS




Static pincer grasp
Summer term EYFS



Dynamic pincer grasp
Summer term EYFS



Fine motor skills



Gross motor skills


- Strength in hands, core strength, upper body strength
- Flexibility in pivots (elbow, wrist etc)
- Hand and eye co-ordination
- Pencil grip – tripod
- Pencil control
- Posture



Writing expectations in EYFS

At the end of Foundation Stage children will be able to:

- use phonics to write cvc words
- form most letters correctly
- write a simple caption independently



What does writing look like at Glastonbury Thorn School?

English is taught daily across all year groups.
Good quality texts are at the heart of our writing.

EYFS – Drawing club and dough club and then more formal writing lessons and handwriting lessons in Spring 2

KS1 – Writing is taught 5 times a week during English lessons

Phonics – including spelling and ‘hold a sentence’ once/twice daily

Handwriting – 3 times a week

Handwriting



EYFS – Start formal handwriting sessions in Spring term. The language used mirrors the Little Wandle handwriting scheme.



Year 1 – 3 x weekly handwriting sessions following the Nelsons Handwriting programme.

Includes air writing with a 'patter', modelled handwriting from Teacher, opportunity to practice in books at tables.

Focus on posture and letter families.


Year 2 – 3 x weekly handwriting sessions, following same format as Year 1. In Summer term **some** children will begin to join.

Handwriting


Curly Caterpillar Letters



Ladder Letters



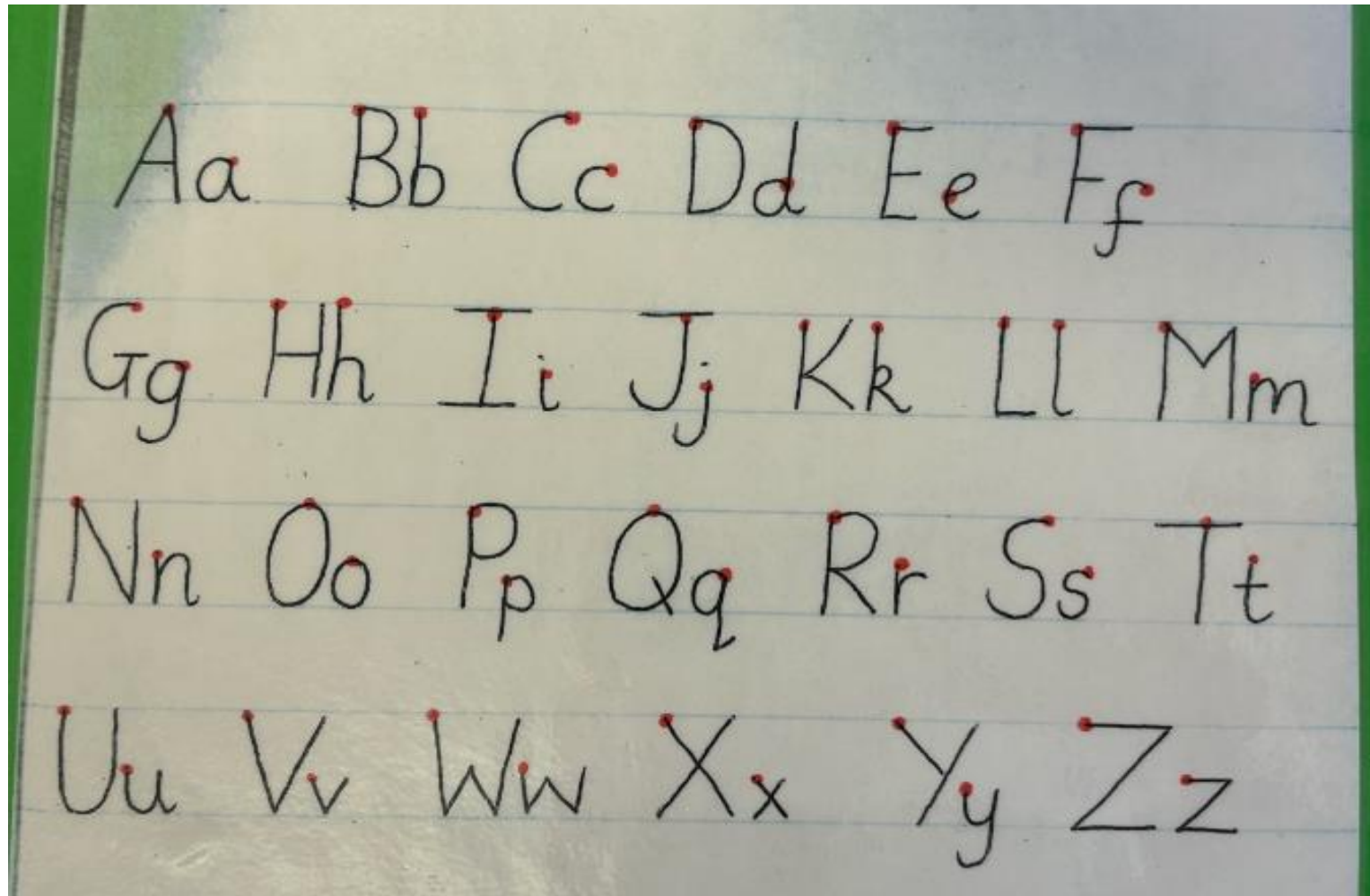
One Armed Robot Letters





Zigzag Monster Letters




Handwriting



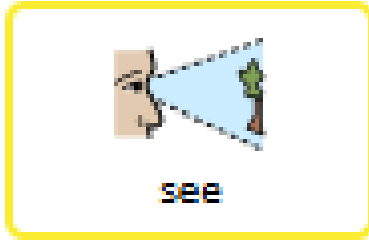
Handwriting



Handwriting




Supporting your child




building independence



Make a Sentence



 bear	 grass	 river	 mud	 forest
 catch	 We're going on a bear hunt			 snow storm
 beautiful				 cave
 under	 over	 through	 tip toe	 scared



Writing expectations in Year 1

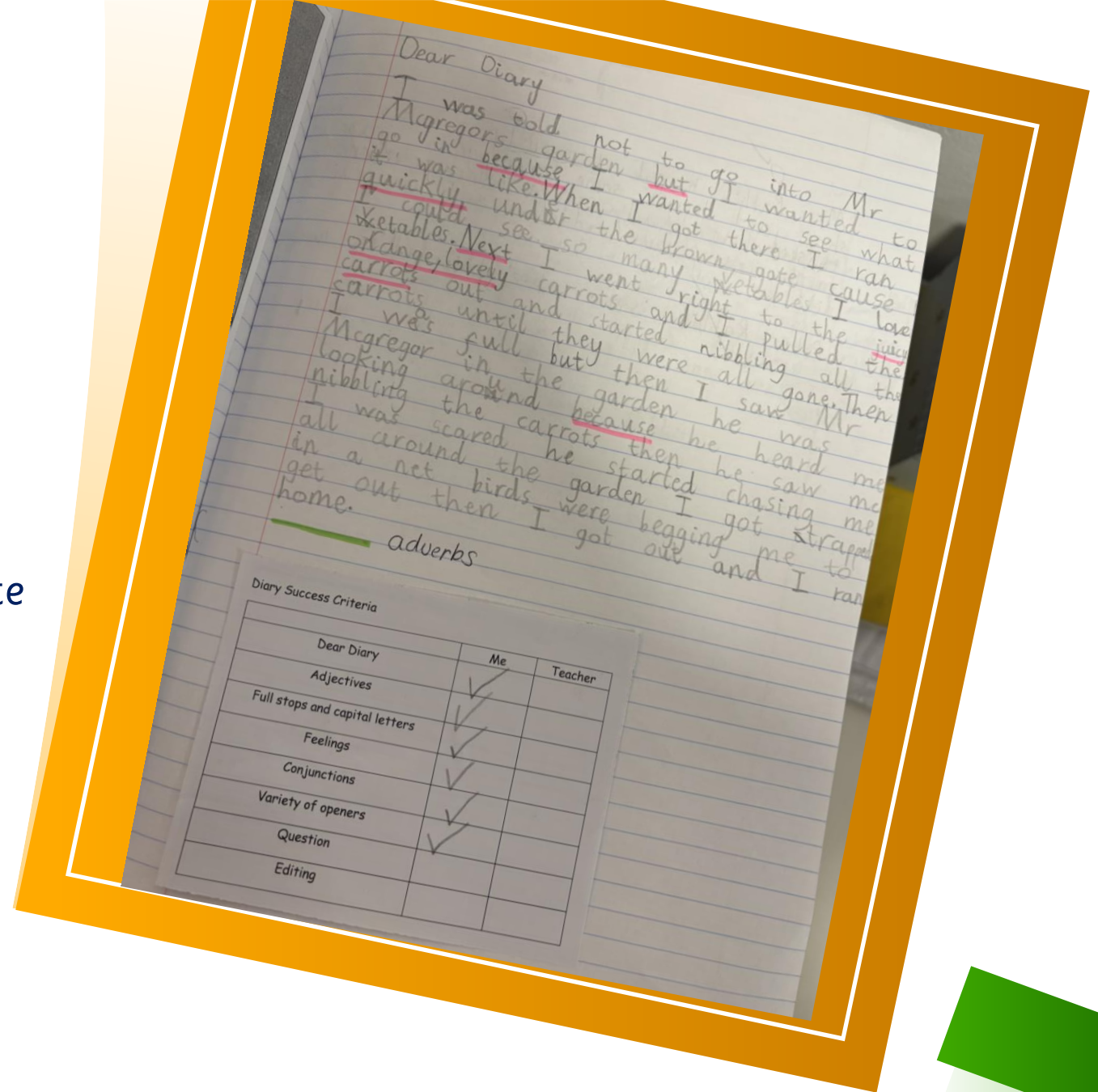
At the end of Year 1 children will be able to:

- write simple sentences using their phonic knowledge, including capital letters and full stops independently and leave spaces between words consistently
- spell most year 1 tricky words
- form all letters and numbers correctly.



Writing in Year 2

- Daily writing lessons with a book stimulus
- Focus on style/genre of writing
- Children build stamina for writing
- Checking writing makes sense and evaluate writing
- Importance of oracy and understanding vocabulary (talk task)
- Shared writing
- Teacher modelling
- Writing sentences
- Reflecting, improving and editing writing
- Daily phonics/SPAG lessons
- 3 x handwriting sessions weekly



Providing challenge



Digging deeper

More able writers:

- Additional challenges during lessons
- 'up levelling' their own work or an example
- Using a thesaurus to improve word choices

Writing expectations in Year 2

At the end of Year 2 children will be able to:

- write grammatically correct sentences using past and present tense correctly.
- have a thorough understanding of question marks, exclamation marks, full stops, commas and apostrophes.
- Understand different genres of writing and write for a range of purposes (poems, recounts, personal narratives, real events)
- Apply spelling rules when writing.
- Spell most year 2 tricky words



Supporting at home



- Writing for purpose – shopping lists, birthday cards, letters to family, postcards etc
- Completing home learning spelling and phonics tasks
- Taking part in the termly writing challenges
- Practicing tricky word spellings
- Singing the alphabet and encouraging ‘alphabetical order’ games
- Practice saying a sentence before writing it – count the words – count the sounds in the words
- DO NOT WRITE IN ALL CAPITALS, explain where capital letters are needed
- Read writing when out and about
- Retell stories together and use puppets or props to add narrative

Terminology

Please take a hand out with the terminology glossary.

Year 1 Grammar Glossary

Grammar Term	What Does It Mean?
letter	Symbol of the alphabet that represents a sound.
sentence	A complete unit of words in either writing or speech with a clear beginning and a full stop. A sentence usually has a subject and a verb. Sentences can state things, ask questions, give commands or be exclamations.
word	A word is a unit of language. A sound, group of sounds or the symbols for such sounds that have some meaning.
punctuation	The marks used in writing to separate sentences and to clarify meaning e.g. full stop, comma, and brackets.
capital letter	A capital letter is used at the beginning of a sentence or for the word I, the name of a person, place or thing.
full stop	Full stops are used to end a sentence or abbreviation.
singular	The form of a word that names or refers to only one.
plural	The form of a word that names or refers to more than one thing e.g. the plural of boy is boys.
question mark	A question mark is used at the end of a sentence that asks a question e.g. What is your favourite colour?
exclamation mark	An exclamation mark is used after a word or words that express strong feelings e.g. "Look up there!" she yelled.

Year 2 Grammar Glossary

Grammar Term	What Does It Mean?
noun	A naming word used to name a person, place or thing.
expanded noun phrase	A word or group of words in a phrase that acts like a noun e.g. Lilly wore a beautiful, red dress. The groups of words, 'a beautiful red dress', is a phrase and functions as a noun in the sentence.
suffix	A suffix is added to the end of a word to make a new word e.g. hope + suffix ful = hopeful, hope + suffix less = hopeless.
compound	A compound word is a word created by two smaller words being joined together e.g. lip + stick = lipstick.
statement	Describes an event, a sentence that tells the reader something e.g. Daniel watched the television.
command	A command gives an instruction or tells someone to do something. Commands usually begin with an imperative verb e.g. Go and brush your teeth!
question	A question is used to find out information e.g. Why is your bedroom so messy?
verb	A verb is an action word; they describe what someone is doing e.g. Jessica shouted.
comma	A comma separates units of meaning in a sentence, e.g. Lana bought some apples, grapes, oranges, peaches and plums for her fruit bowl.
adjective	An adjective is a word that describes a noun, e.g. there was a huge, hairy spider in the bathroom.
adverb	An adverb tells you where, why or how much something is done e.g. Jessica shouted loudly.
tense	A tense is the form of a verb that shows the time when an action takes place, e.g. past, present or future.
apostrophe	Apostrophes are used to show possession e.g. This is Robert's car. They are also used to show that letters are missing e.g. in a contraction: I am - I'm, you are - you're.
exclamation	A sudden cry or remark to show surprise, strong emotion, or pain. It must start with 'what' or 'how' and should include a subject and a verb.
conjunction	A conjunction links two clauses together in a sentence.



More information
is on our school
website.
Lets go and visit
the classrooms!



MAY
2025

Thank you



Glastonbury Thorn School

