

What Am I Learning?

To follow a design criteria in order to create an Indian inspired bag to carry produce.

I can:

Create a printed piece of art by pressing, rolling, rubbing and stamping, including making patterns / Cut threads and fabric, stitch, sew together and surface decorate using beads or buttons / Suggest how artists have used colour, pattern and shape / Describe similarities and difference between different practices, disciplines and artists / Create a piece of art in response to the work of another artist / Design, make and evaluate a product following the design



What Am I Learning?

To know how to stay safe online / To collect data / To use simple charting software / To take digital photographs and edit / To use digital media.

I can:

Stay safe online / Collect data effectively and smartly / Use simple charting software to produce pictograms and other basic charts / Take digital photographs and edit them for use / Use digital media to create a map of our local area.



What Am I Learning?

To recognise sound symbols and how they influence a piece of music, To use instruments to play a beat, To perform a sequence including different textures and dynamics.

I can:

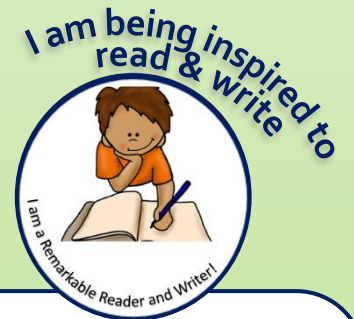

Discuss how symbols help in music, explain what *f* and *p* mean in music, use a range of instruments to play a beat, perform a musical sequence with changes in texture and dynamics.

What Am I Learning?

To identify a variety of common wild and garden plants, To name deciduous and evergreen trees, To identify and name parts of a plant, To identify and name parts of a tree, To observe and describe how seeds and bulbs grow into plants, To recognise what a plant needs in order to grow and stay healthy, To ask and answer questions based on what has been seen.

I can:

Name a variety of common wild and garden plants, name different types of trees, identify and name parts of a plant and tree, observe how plants grow, describe how plants grow, recognise what plants need in order to grow and stay healthy, ask and answer scientific led questions.



Focus Books: Secret Sky Garden by Linda Sarah and Fiona Lumbers. Poems to Perform by Julia Donaldson


What Am I Learning?

To write instructions, To read and perform poetry, To write a non-chronological explanation text.

I can:

Use a variety of imperative verbs, use a range of time connectives, use expanded noun phrases, use conjunctions to create complex sentences, use adverbs ending in -ly, recognise and use homophones in writing, recognise syllables in poetry, read and perform poetry with expression, use the correct tense when writing, use adjectives with different suffixes.

Year 2 Curriculum Map: Growing around the world



What Am I Learning?

To dance in the form of superhero themes / To recap some movements in sports and furthering our knowledge of throwing and catching in new sporting situations.

I can:

Remember and repeat a short motif / move confidently around the space demonstrating superhero actions / move from low to high and high to low with control / gain height in the air and land on either foot / turn with a partner at different speeds / show emotion through facial and whole body gestures



What Am I Learning?

To identify and respect similarities and differences between boys and girls / To learn about the process of growing from young to old / To learn the names for different parts of the body / To learn about the physical changes in my body as I grow / To understand emotional changes as I grow up / To learn about how our needs change and grow as we develop / To recognise the simple physical changes to their bodies experienced since birth / To understand how muscles work / To make positive real-life choices / To understand the importance of physical activity and rest as part of a balanced, healthy lifestyle.

I can:

Learn about others and respect similarities and differences between people / State and locate the names for different parts of the body / Learn and understand how the body changes as it grows up / Explain what makes a healthy, balanced lifestyle and why it is important.




What Am I Learning?

To use basic geographical vocabulary to describe human and physical features, To use aerial photographs and plan perspectives to recognise landmarks, To use simple compass directions to describe the location of features of a map, To recognise a variety of OS map symbols, To devise maps with symbols in a key.

I can:

Describe and recognise key human and physical features in my environment, use aerial photographs and plan perspectives to recognise landmarks, use North, South, East and West to describe the location of features on a map, recognise a variety of OS map symbols, create maps including a symbol key.



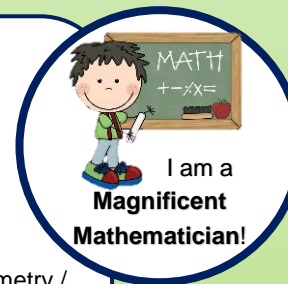
At Glastonbury Thorn School, we follow White Rose maths and the National Centre for Excellence in Maths.

What Am I Learning?

Properties of shape / Fractions.

I can:

Recognise 2-D and 3-D shapes / Count sides and vertices on 2-D shapes / Draw 2-D shapes / Lines of symmetry / Sort 2-D shapes / Make patterns with 2-D shapes / Count faces, edges and vertices on 3-D shapes, Sort 3-D shapes / Make patterns with 3-D shapes / Make equal parts / Recognise and find a half / Recognise and find a quarter / Recognise and find a third / Unit and non-unit fractions / Equivalence of a half and 2 quarters / Find three quarters / Count in fractions.



What Am I Learning?

To talk about who is important to me and why. To discuss special times that we spend with family, To recognise features of a church building, To look at the Easter story within Christianity, To discuss why the Easter story is important to Christians.

I can:

Talk about who is important to me and explain why, discuss special times I spend with my family, recognise the key features of a church, retell the Easter story and explain why it is important to Christians,

Knowledge



By learning about the 'Natural World', children gain a better understanding of the physical world around them. The children will learn about growing and understand what plants need to grow and flourish. Children will be encouraged to observe changes over time and use fieldwork to look at human and physical features in our local area. Through 'The Earth Our Home' focus, the children will continue to develop their understanding of creating finer detail and produce a bag incorporating a style inspired by a different culture. Through 'The Revolutionary World' focus, children will understand the changes in climate and the roles and responsibilities we have to protect the world.

Possibilities



Children are encouraged to be curious and have a sense of excitement towards their learning. This term we will encourage the children to ask questions about what they notice and carry out different approaches to gain knowledge and understanding.

Diversity



Through the focus of 'The Natural World,' the children will develop their locational knowledge through map skills and fieldwork. The children will develop their understanding of their locality. The children will gain a better understanding of themselves and others, including being exposed to different religious stories, linking to this time of year.

Community



We will encourage children to explore our immediate locality and understand the importance of looking after and protecting our environment.

WOW!
Growing a plant

CREATE!
An Indian inspired bag to carry produce

EXPERIENCE!
Going for a nature walk



Growing around the world



Spring Term 2 'Sticky Knowledge!'



Art & Design

Use block printing techniques to create textile designs

Respond to an artist's style and techniques



Design & Technology

Measure out and join materials using sewing techniques



Science

Know what a plant needs in order to survive

Glastonbury Thorn School Year 2 – Spring Term 2

